



### Onyxx<sup>®</sup> XM 34IO Features

- ✓ Can be used with a JENESys<sup>®</sup> Edge<sup>™</sup> 534 and Onyxx XM 34IO-B
- ✓ Extremely compact, modular design allows flexibility/versatility in various combinations of IO
- ✓ Extends 34 points to an Onyxx-capable device
- ✓ 34 Points of Inputs/Outputs
- ✓ Add to an Onyxx XM 34IO-B or a JENESys Edge 534, up to 8 additional extender modules (at 34 points of IO each) for a maximum of 306 points
- ✓ Small unit footprint (4.5" x 4.25" x 2.25")
- ✓ Low power

### Specifications

- ✓ 10 Digital Outputs
- ✓ 8 Analog Outputs
- ✓ 16 Universal Inputs
- ✓ Input mode setting per Universal Input (resistance, voltage, current, pulse, etc.)
- ✓ Micro USB (1), Onyxx Network
- ✓ Wired 24 Vac/dc
- ✓ 35 mm DIN rail or flat panel mounting

### Lynxspring's Onyxx XM 34IO

The Onyxx XM 34IO is part of Lynxspring's Edge-to-Enterprise portfolio of hardware, software and tools designed for today's buildings, IoT environments, device-to-enterprise integrations and machine-to-machine applications.


Designed to provide maximum performance at minimum cost, the unit is completely extendable and can be configured to add additional IOs to any JENESys Edge 534 IoT Controller with up to 306 IOs or any JENESys Edge 100 Controller.

The Onyxx XM 34IO has 34 points and native Onyxx and extends the IO for any device that has an Onyxx network.

Various combinations of the Onyxx XM 34IO and Onyxx XM 34IO-B can further extend the JENESys Edge 100 to 272 IO and the JENESys Edge 534 to 306 IO.

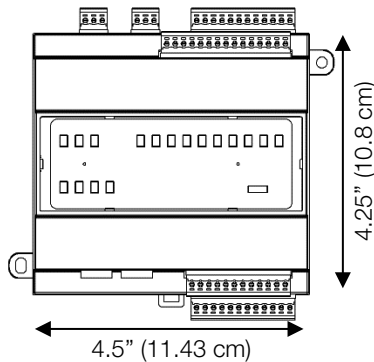
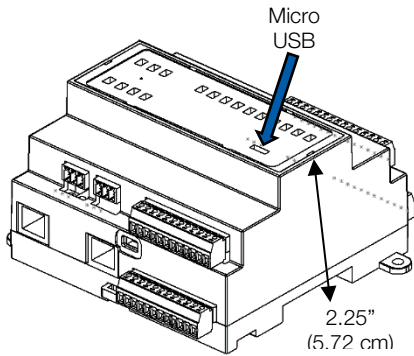
### Use Cases

- ✓ Additional IO for a JENESys Edge 534
- ✓ The Onyxx Network supports Onyxx XM 34IO Modules



**Note:** Add to a JENE-EG534 (or an Onyxx XM 34IO-B), up to 8 additional Onyxx-XM34IO extender modules (at 34 points of IO each) for a maximum of 306 points.

### Dimensions



### Specifications

PLATFORM	
Operating System	Helixx <sup>®</sup> Framework by Lynxspring <sup>®</sup>
COMMUNICATION PORTS	
Micro USB	Serial shell access
Onyxx Network	3-wire (LxH LxL SHLD) high-speed differential serial signal
INPUTS AND OUTPUTS	
16 Universal Inputs	Type-3 10 K ohm thermistors; resistance 0-100 K ohms; 0-10 Vdc; 0-20 mA using a 499 ohm resistor; pulse input: up to 500 Hz; 12 bit A/D resolution
10 Digital Outputs	Form A contacts, 24 V at 0.5 A
8 Analog Outputs	0-10 Vdc
Connector Screw Size	3/32" slotted
Supported Wire Size	16-28 AWG
Housing	UL94V-0
POWER	
Power Input	External 24 Vac/dc power supply, minimum 10 VA/module
CHASSIS	
Construction	Base: Plastic, DIN rail or screw mount      Cover: Plastic
Cooling	Internal air convection
Dimensions	4.5" (11.43 cm) width x 4.25" (10.8 cm) length X 2.25" (5.72 cm) depth
Mounting	Flat panel and 35 mm DIN rail mounting options standard Recommended maximum cable length: 30 feet
ENVIRONMENT	
Operating Temperature Range	0 – 60 °C (32 –140 °F)
Storage Temperature Range	0 – 70 °C (32 –158 °F)
Relative Humidity Range	5 – 95% RH, non-condensing
CERTIFICATIONS	
Compliance	Approved: FCC 47CFR Parts 15B and 18, EN 55022, EN 55011, ICES-003, RoHS, UL 916, CSA C22.2 No. 205-17, EN 61010-1: 2010, IEC 61010-1, 3rd edition
WEIGHT	
Onyxx-XM34IO with cables	0.9 pounds
Product and Packaging	1.6 pounds
Ordering Information	
PART NUMBER(S)	DESCRIPTION
Onyxx-XM34IO	Packaging will include one (1) Onyxx XM 34IO Extender Module

©2019 by Lynxspring, Inc. All rights reserved. The information and/or specifications published here are current as of the date of publication of this document. Lynxspring, Inc. reserves the right to change or modify specifications without prior notice. The latest product specifications can be found by contacting our corporate headquarters in Lee's Summit, Missouri. Products or features contained herein are covered by one or more United States or foreign patents. Other brand and product names are trademarks or registered trademarks of their respective holders. This document may be copied by parties who are authorized to distribute Lynxspring products in connection with distribution of those products, subject to the contracts that authorize such distribution. It may not otherwise, in whole or in part, be copied, photocopied, reproduced, translated, or reduced to any electronic medium or machine-readable form without prior written consent from Lynxspring, Inc. Complete Confidentiality, Trademark, Copyright and Patent notifications can be found at: [lynxspring.com/company/legal](http://lynxspring.com/company/legal).

Lynxspring<sup>®</sup>, JENEsys<sup>®</sup>, Onyxx<sup>®</sup> and Helixx<sup>®</sup> are registered trademarks of Lynxspring, Inc. JENEsys Edge<sup>™</sup> is a trademark of Lynxspring, Inc.  
Niagara Framework<sup>®</sup> is a registered trademark of Tridium, Inc.